

Wintouch

Prepare: a USB data line, a MTK phone, the phone corresponds to the firmware package, if the power supply, please ensure that the power supply is sufficient

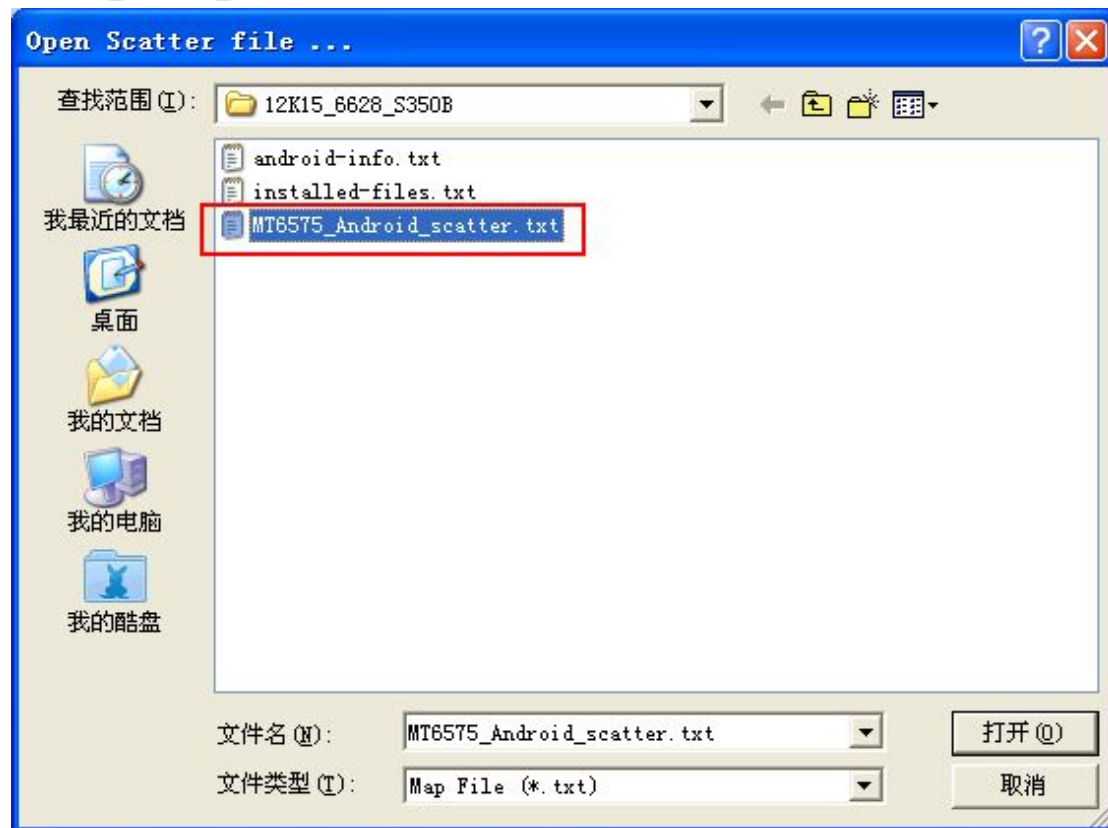
Run BirdA download tool.Exe  

Click FlashTool/ single serial port download tool



button

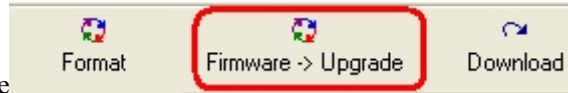
Then open the firmware package to extract the Scatter file (file name is MT65xx_Android_scatter.txt)





Tools from the Scatter file to read the partition list displayed

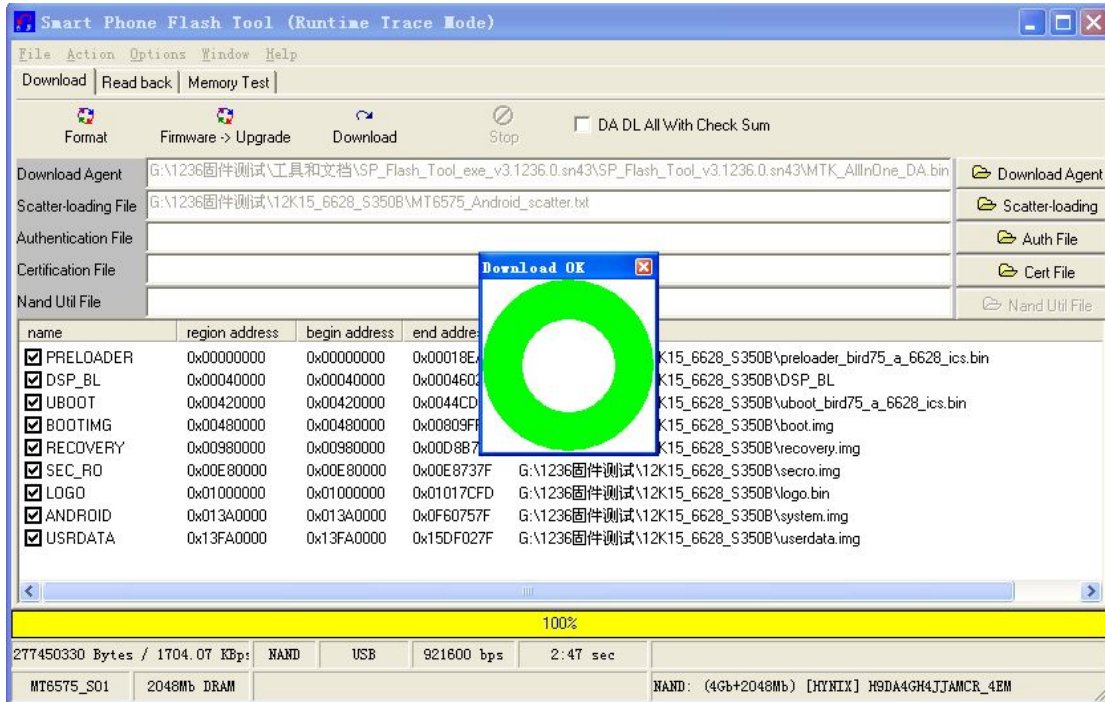
name	region address	begin address	end address	location
<input checked="" type="checkbox"/> PRELOADER	0x00000000	0x00000000	0x00018EA3	G:\1236固件测试\12K15_6628_S350B\preloader_bird75_a_6628_ics.bin
<input checked="" type="checkbox"/> DSP_BL	0x00040000	0x00040000	0x00046023	G:\1236固件测试\12K15_6628_S350B\DSP_BL
<input checked="" type="checkbox"/> UBOOT	0x00420000	0x00420000	0x0044CDD8	G:\1236固件测试\12K15_6628_S350B\uboot_bird75_a_6628_ics.bin
<input checked="" type="checkbox"/> BOOTIMG	0x00480000	0x00480000	0x00809FFF	G:\1236固件测试\12K15_6628_S350B\boot.img
<input checked="" type="checkbox"/> RECOVERY	0x00980000	0x00980000	0x00D8B7FF	G:\1236固件测试\12K15_6628_S350B\recovery.img
<input checked="" type="checkbox"/> SEC_RO	0x00E80000	0x00E80000	0x00E8737F	G:\1236固件测试\12K15_6628_S350B\secro.img
<input checked="" type="checkbox"/> LOGO	0x01000000	0x01000000	0x01017CFD	G:\1236固件测试\12K15_6628_S350B\logo.bin
<input checked="" type="checkbox"/> ANDROID	0x013A0000	0x013A0000	0x0F60757F	G:\1236固件测试\12K15_6628_S350B\system.img
<input checked="" type="checkbox"/> USRDATA	0x13FA0000	0x13FA0000	0x15DF027F	G:\1236固件测试\12K15_6628_S350B\userdata.img



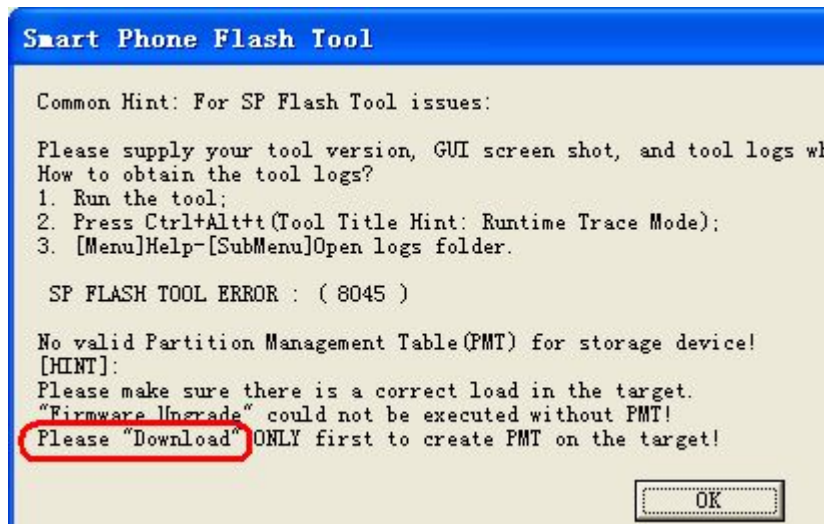
Click the Firmware button, Upgrade

Connect PC and mobile phone with USB data line.

The download progress of the race, Download OK pop tips, while the download is complete, you can pull the data line.



IF Firmware Upgrade Prompt Please “Download”



You can not use the Upgrade Firmware function at this time, you must use the Download to download

The stable operating environment of the tool is XP SP3 Windows. First check whether the following two files exist (XP system needs to be checked):
C:\Windows\Inf\mdmcpq.inf
C:\Windows\system32\drivers\usbser.sys
If it does not exist, please copy the two files from the other PC system XP to the same location as the local one. Because the system is missing the two system files, it will lead to the installation failure. Drive installation can refer to this document, can also refer to the "installation for SP BSP tools.ppt Driver" Driver installation package in decompression Kit

[BirdA Cust ToolPack V4.0.zip](#)